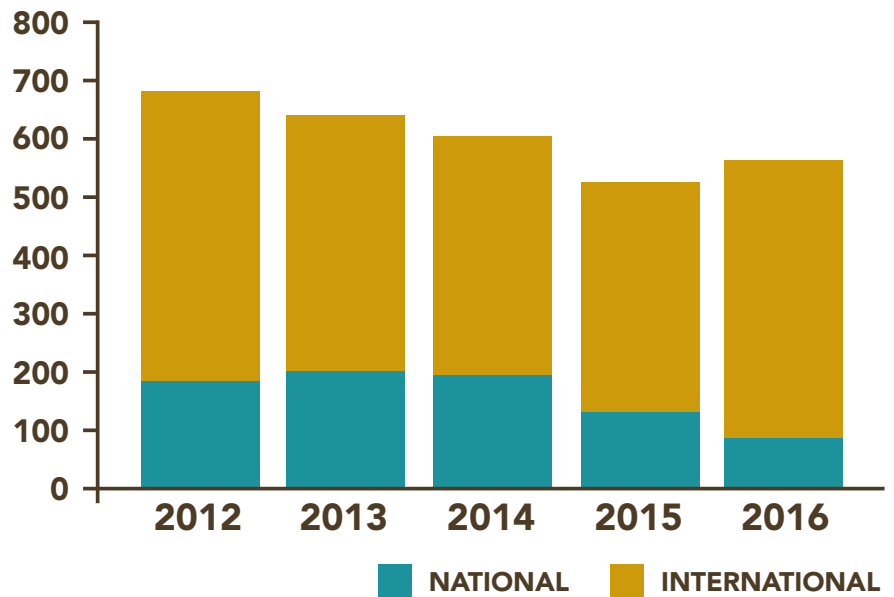


Global Support for Mine Action

Trends

Contributions for Mine Action 2012-2016 in US\$ millions

Over the five-year period since 2012, **international support** to mine action peaked in 2012 at \$498.9 million, followed by a sharp decline over three years, but rose to \$479.5 million in 2016.

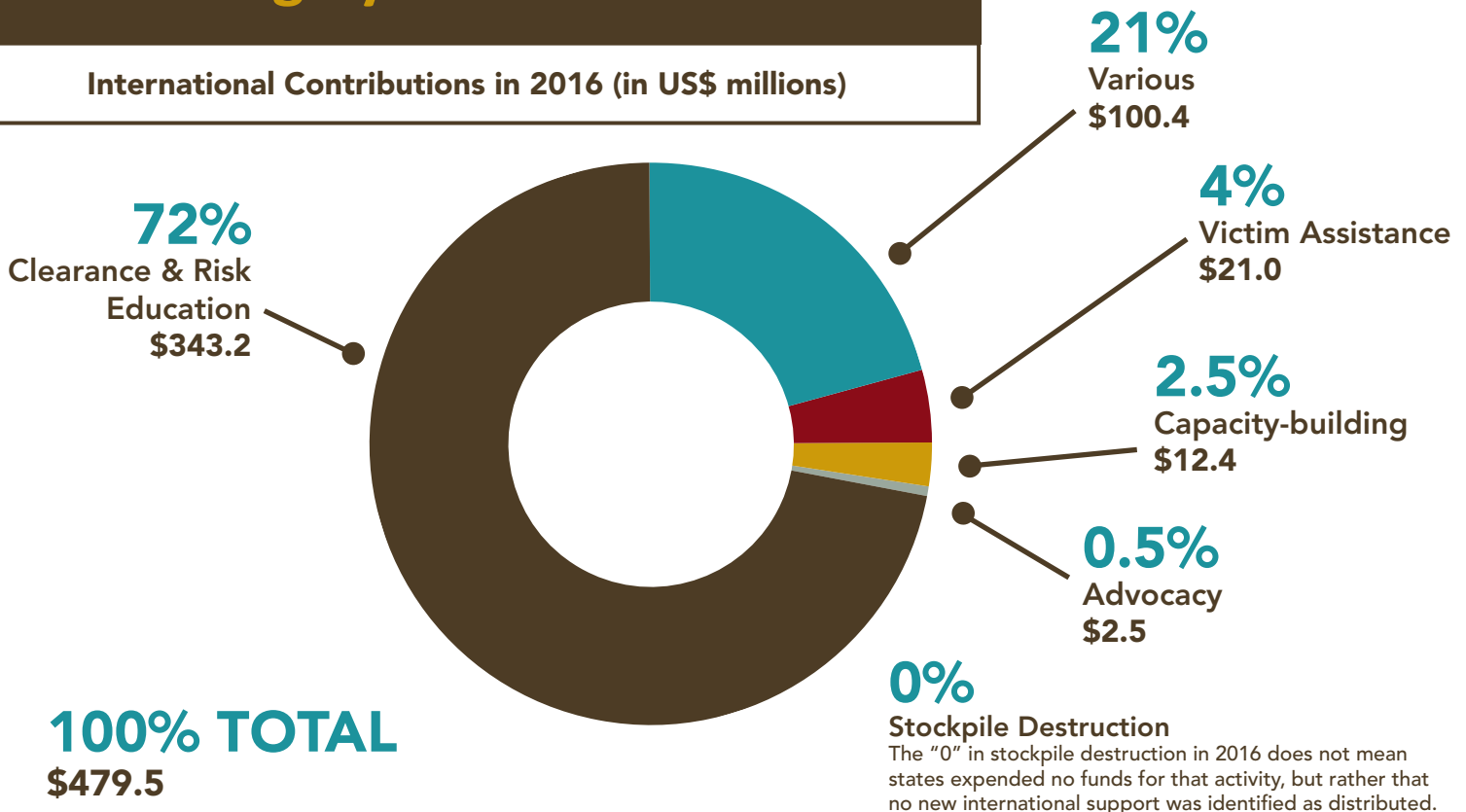


The top ten donors to mine action between 2012-2016 were: the United States, the European Union, Japan, Norway, the Netherlands, Germany, the United Kingdom, Switzerland, Australia, and Denmark.

The top ten recipients of mine action support between 2012-2016 were: Afghanistan, Iraq, Lao PDR, Cambodia, Colombia, Lebanon, Angola, South Sudan, Somalia, and Libya.

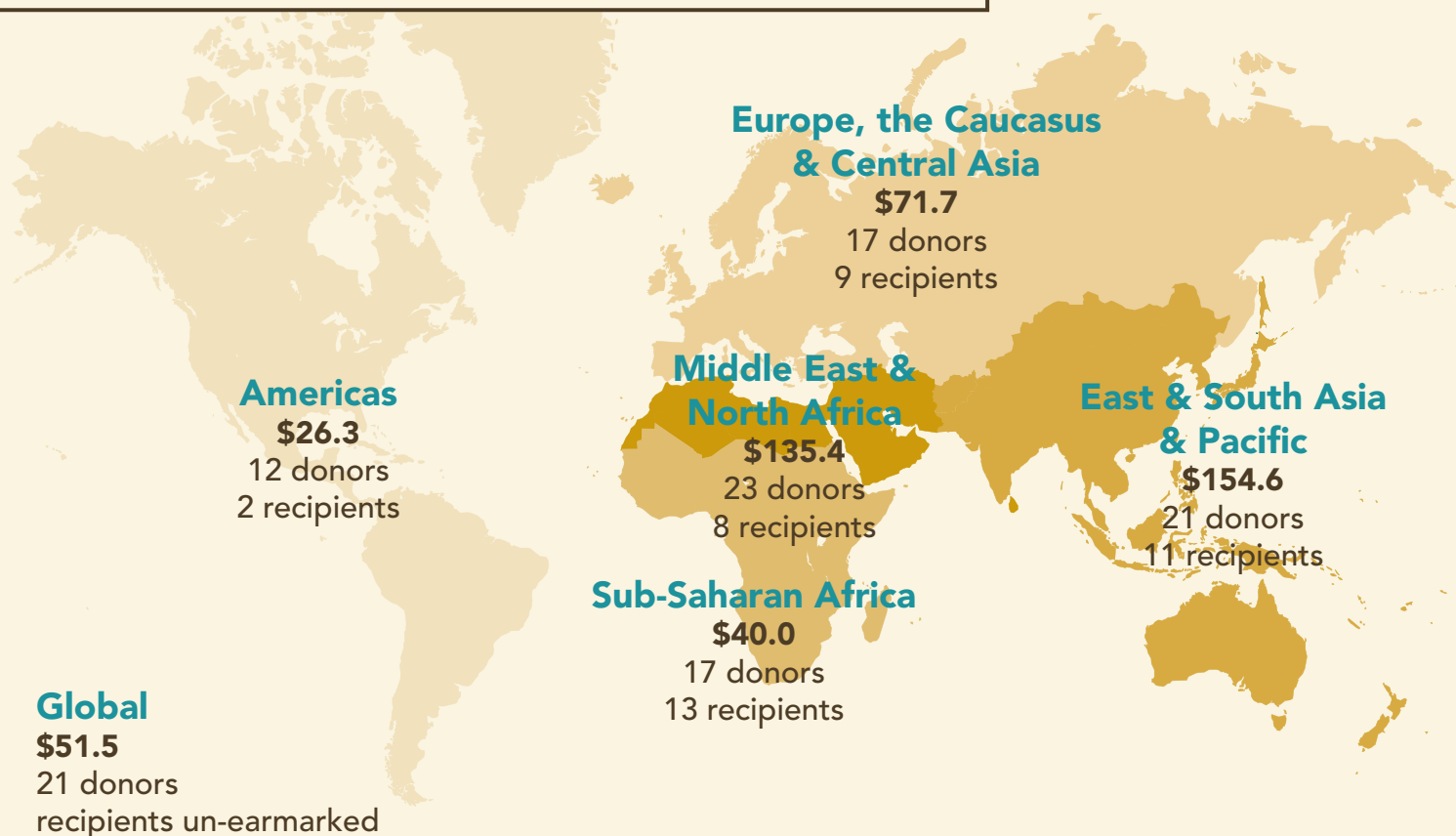
Funding by Thematic Sector

International Contributions in 2016 (in US\$ millions)



International Support in 2016

Per Region (in US\$ millions)



Donors and affected states together contributed about US\$565 million to mine action in 2016 (last year of data available).

11 affected states reported contributions to their own national mine action program in 2016.

32 donors contributed to mine action in 2016.

The top five recipient states—Iraq, Afghanistan, Croatia, Cambodia, and Lao PDR—received 54% of all international contributions in 2016.

In 2016, 13 states received at least **20% more funding** than in 2015.

Deliver Now: Commit the Resources to Finish the Job

- Casualties continue to occur, there were an average of nearly 24 per day in 2016.
- More than 60 states and areas still have land to clear.
- Too many victims lack access to the services they need.
- Stockpiles remain that must be destroyed to guarantee no future use.

Sustained resources, both international and national, are needed to attain a mine-free world by 2025.